

Cancer Information and Support Services Quarter 3 – 2011

**WE ARE
MACMILLAN.
CANCER SUPPORT**

01 July – 30 September 2011

Gender

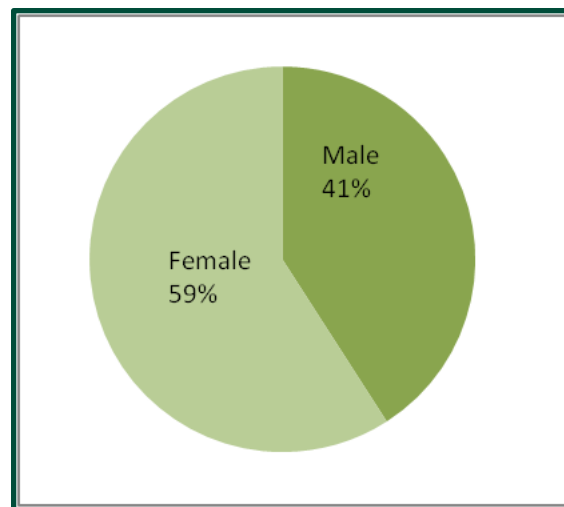
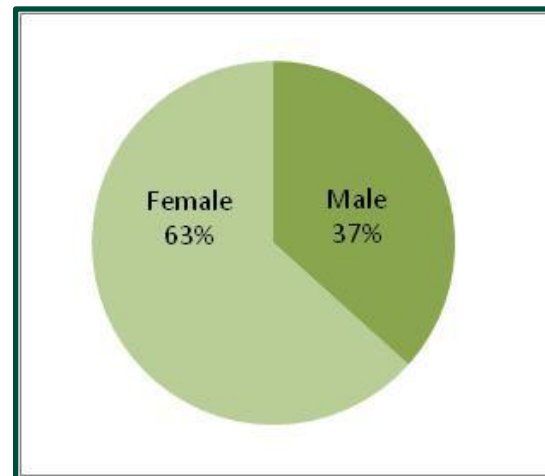
Fewer men (33%) than women (57%) visit the Cancer information & Support services (CISS)

Gender	CISS visitors	% of total	Removing 'Not recorded'
Male	24318	33	37
Female	42003	57	63
Not recorded	7370	10	
Total	73,691	100	100

Gender	PLWC	% of the total
Male	819188	41
Female	1183328	59
Total	2002516	100

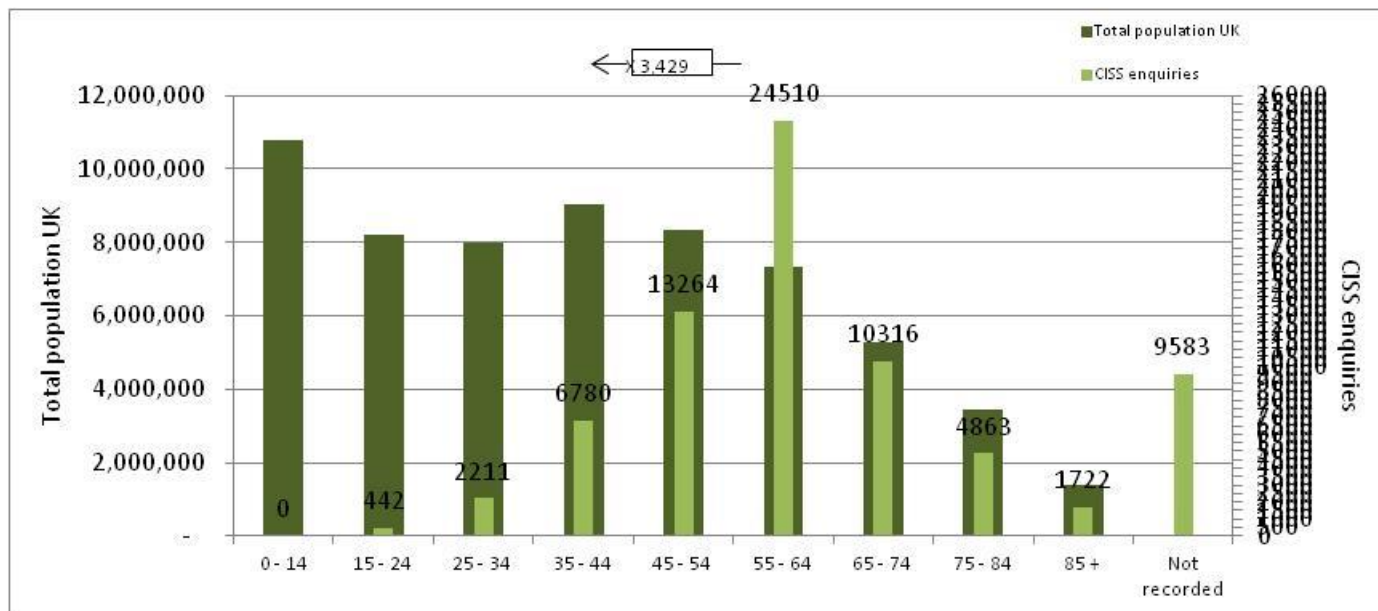
However in terms of people living with cancer men are well represented.

Maddams J, et al. Cancer prevalence in the United Kingdom: estimates for 2008. British Journal of Cancer. 2009. 101: 541-547.



Age

The chart shows age groups of CISS enquiries against Total UK population



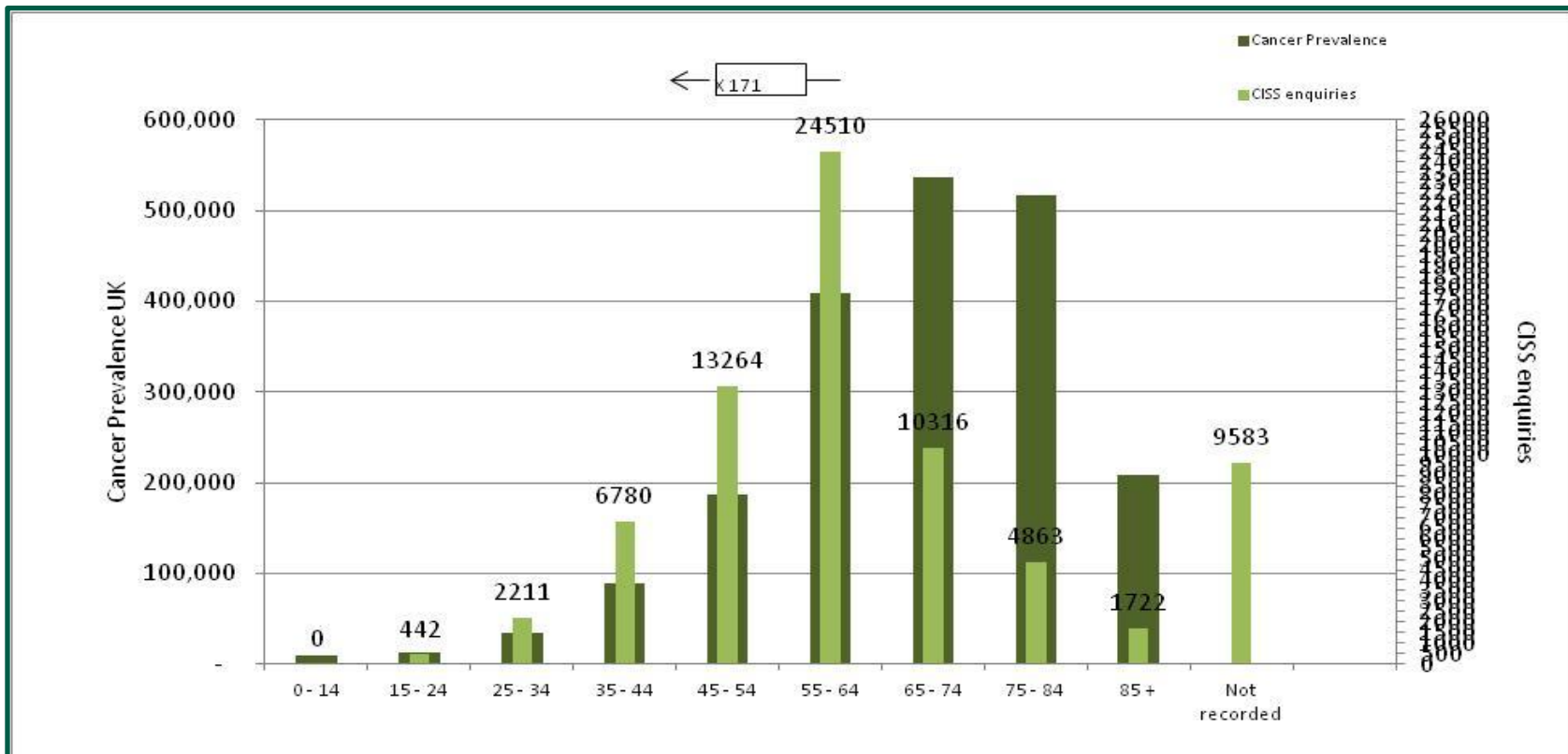
From the data it can be seen that people aged 55-64 years are more likely to visit the CISS.

PLWc	Total population UK	CISS enquiries
0 - 14	10,795,600	0
15 - 24	8,220,500	442
25 - 34	7,993,300	2211
35 - 44	9,012,000	6780
45 - 54	8,349,700	13264
55 - 64	7,315,100	24510
65 - 74	5,278,700	10316
75 - 84	3,457,800	4863
85 +	1,369,300	1722
Not recorded	-	9583
Total	61,792,000	73,691

Reference population data as Office for National Statistics Mid-2009 Population Estimates: United Kingdom; estimated resident population by single year of age and sex

Age

The chart shows age groups of CISS enquiries compared with people living with or beyond cancer.

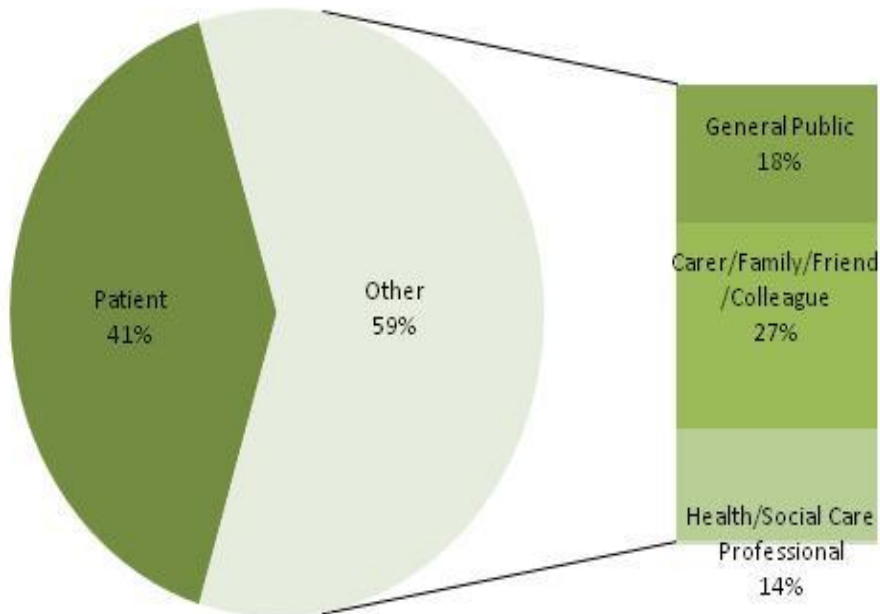


PLWC		0 - 14	15 - 24	25 - 34	35 - 44	45 - 54	55 - 64	65 - 74	75 - 84	85 +	Not recorded	Total
	Cancer Prevalence	9,227	12,936	34,500	88,444	186,348	408,358	537,088	516,845	208,770		2,002,516
	CISS enquiries	0	442	2211	6780	13264	24510	10316	4863	1722	9583	73,691

People in the 25-64 age group are most likely to visit the CISS. In terms of people living with cancer these age groups are well represented.

Status of enquirer

41% of enquiries were from cancer patients, while Health / Social care professionals made up 14% of total enquiries.

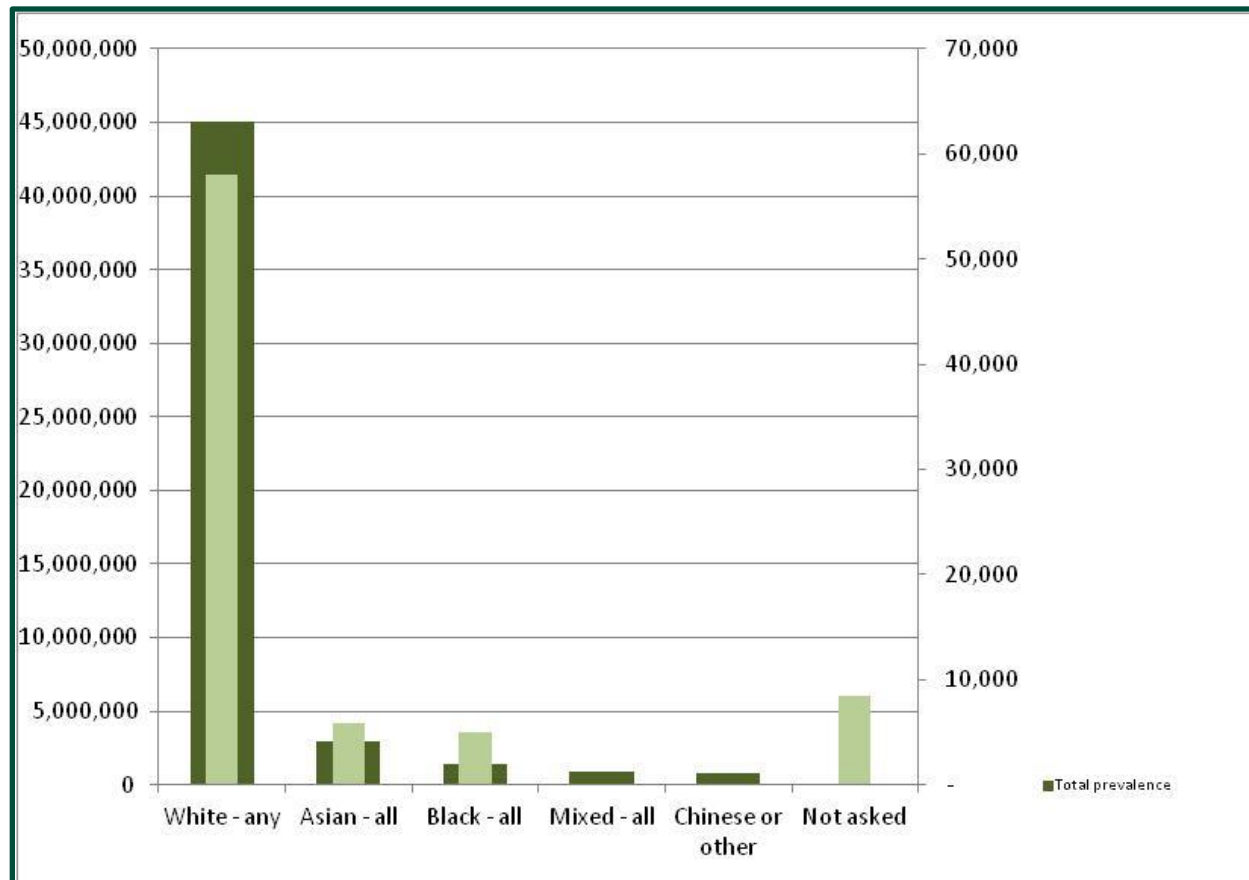


Service User Status	Total for all Networks	%
Patient	28,444	41
General Public	12,601	18
Carer/Family/Friend/Colleague	18,938	26
Health/Social Care Professional	10,165	14
Other (including Employer)	6	1
Unknown/Not recorded	3,537	
Total	73,691	

The Carers/Family/Friend/Colleague category accounted for 27% of enquiries in Q3 of 2011.

Ethnicity

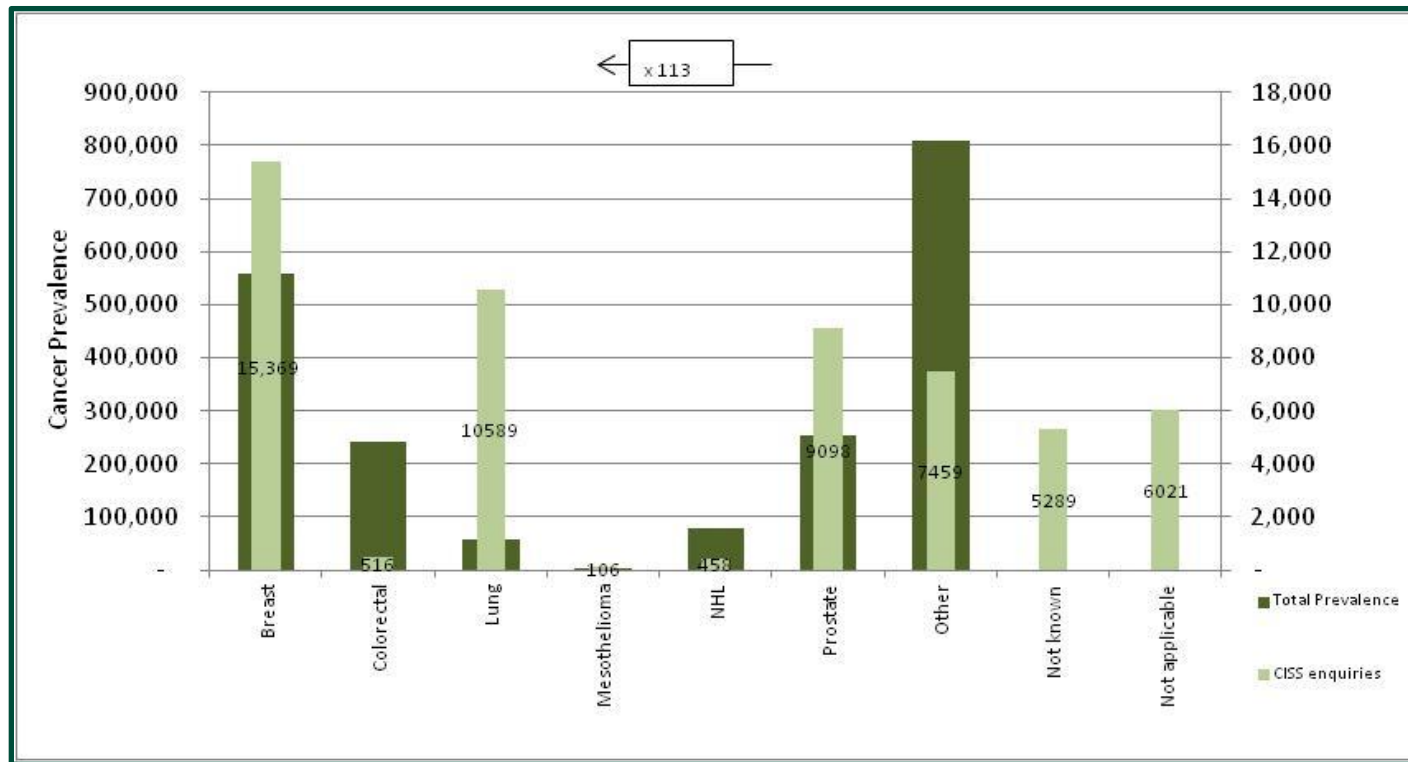
Ethnicity of CISS enquiries compared with total population by ethnic group



In terms of the total population by ethnic group, the White, Asian and Black ethnic groups are well represented.

Cancer Type

Cancer Type compared against total cancer prevalence.



In terms of visitors to the CISS by cancer type people living with lung, breast and prostate cancer are well represented.

Reference prevalence figures Maddams J, et al. Cancer prevalence in the United Kingdom: estimates for 2008. British Journal of Cancer. 2009. 101: 541-547.