


# Number of all people living with a cancer diagnosis in the UK

2010



**2,079,000**


2030



**4,039,000**


 = 100,000 people

# Proportion of people living with a cancer diagnosis by age in the UK in 2010




0–44 years

**1 in 221**



45–64 years


**1 in 26**



65+ years


**1 in 8**

# Proportion of people living with a cancer diagnosis by age in the UK in 2030



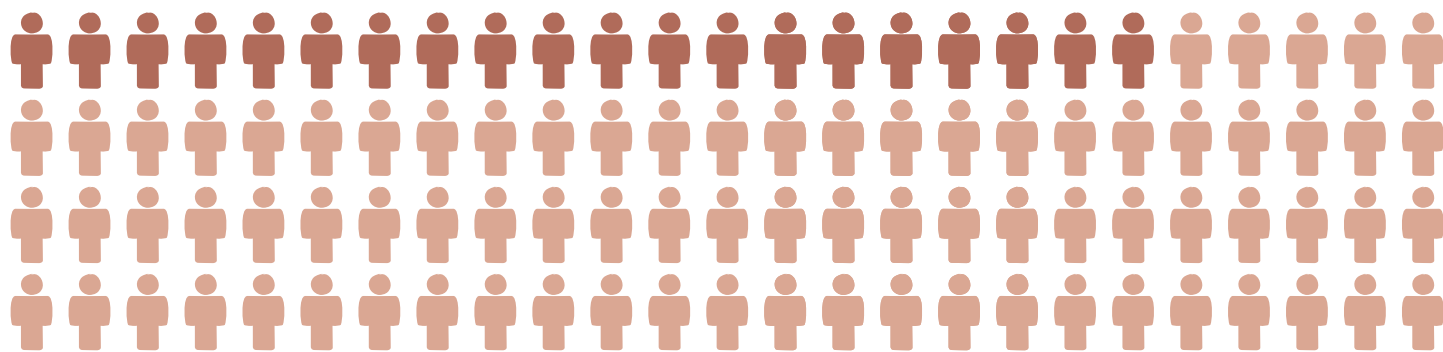
0–44 years

**1 in 186**



45–64 years

**1 in 19**



65+ years

**1 in 5**

# Number of people living with a cancer diagnosis by time since diagnosis in the UK

2010

**220,000**

**570,000**

**1,290,000**

2030

**370,000**

**990,000**

**2,680,000**


Time since diagnosis

**<1 year**

**1-5 years**

**≥5 years**


# Number of people living with a cancer diagnosis in the UK



# Proportion of older people (65 and over) living with a cancer diagnosis in the UK

2010

2030



**1 in 8**

**1 in 5**